



A.H. Systems, Inc.

9710 Cozycroft Ave.
Chatsworth, CA 91311



Tel: (818) 998-0223



sales@AHSystems.com

Fax: (818) 998-6892



www.AHSystems.com

ICP-622

Injection Current Probe

1 MHz – 500 MHz

This injection current probe can be used as pulse injection source as well as a sensitive monitoring probe.



Frequency Range: 1 MHz – 500 MHz

Insertion Loss: 4 to 16 dB

Transfer Impedance: 16 to 31 dBΩ

Rated Watts: 200 watts CW

Connector: N-Type, female

Physical Dimensions

Inner Diameter: 1.5 in. (38 mm)

Outer Diameter: 4.25 in. (108 mm)

Height: 2.5 in. (64 mm)

Weight: 4.2 lb.'s (1.9 kg)

Features

- Broad Frequency Range of 1 MHz to 500 MHz
- Individually Calibrated
- Split Type Clamp-on Design

Injection Current Probes are used to inductively couple large RF currents into conductors passing through their aperture. The conductors are signal, control and power circuits of equipment under test for conducted susceptibility or immunity. This injection current probe is used to couple large RF currents from 1 MHz to 500 MHz. The CW input power rating of this injection current probe is 200 watts for a duration of 30 minutes.

An injection current probe acts as a multiple turn primary and a single turn secondary transformer, when placed around a power line or signal lead. Thus it provides a (nominal) 50ohm load to the susceptibility signal source, while providing a lower susceptibility signal source impedance when placed in series with the cable under test. An injection current probe is characterized by its insertion loss (dB). The insertion loss describes the inefficiency of the clamp relative to direct injection into a 50ohm circuit.

Recommended Accessories

- SAC-211 (3 meter N/N Cable, RG-214U)
- CPF-630 Current Probe Fixture
- BCP-611 Monitoring Current Probe



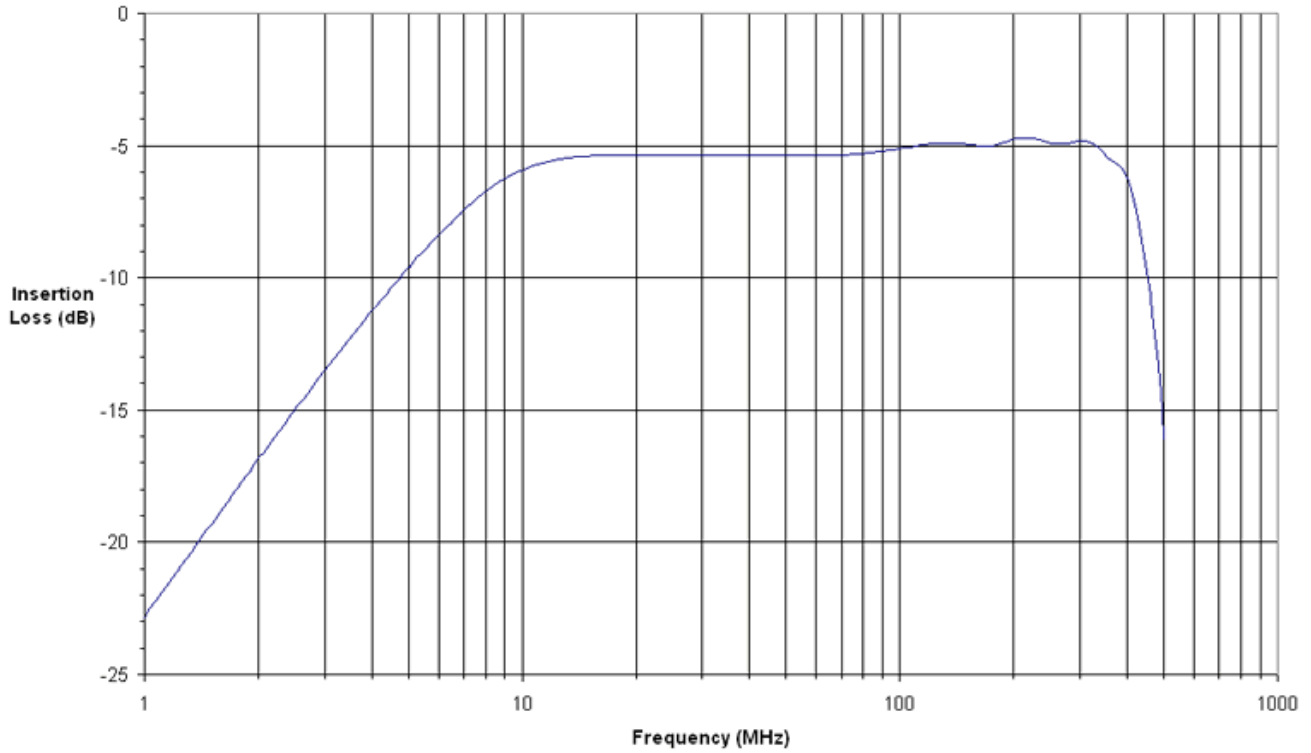
A.H. Systems, inc.
 9710 Cozycroft Ave.
 Chatsworth, CA 91311
 818.998.0223 fax 818.998.6892
 sales@AHSystems.com www.AHSystems.com



Calibration, Injection Current Probe
 Model Number: ICP-622

Insertion Conversion Formula:

$$\text{Injected Current(dB)} = \text{input Current(dB)} - \text{Insertion Loss(dB)} - \text{cable loss}$$



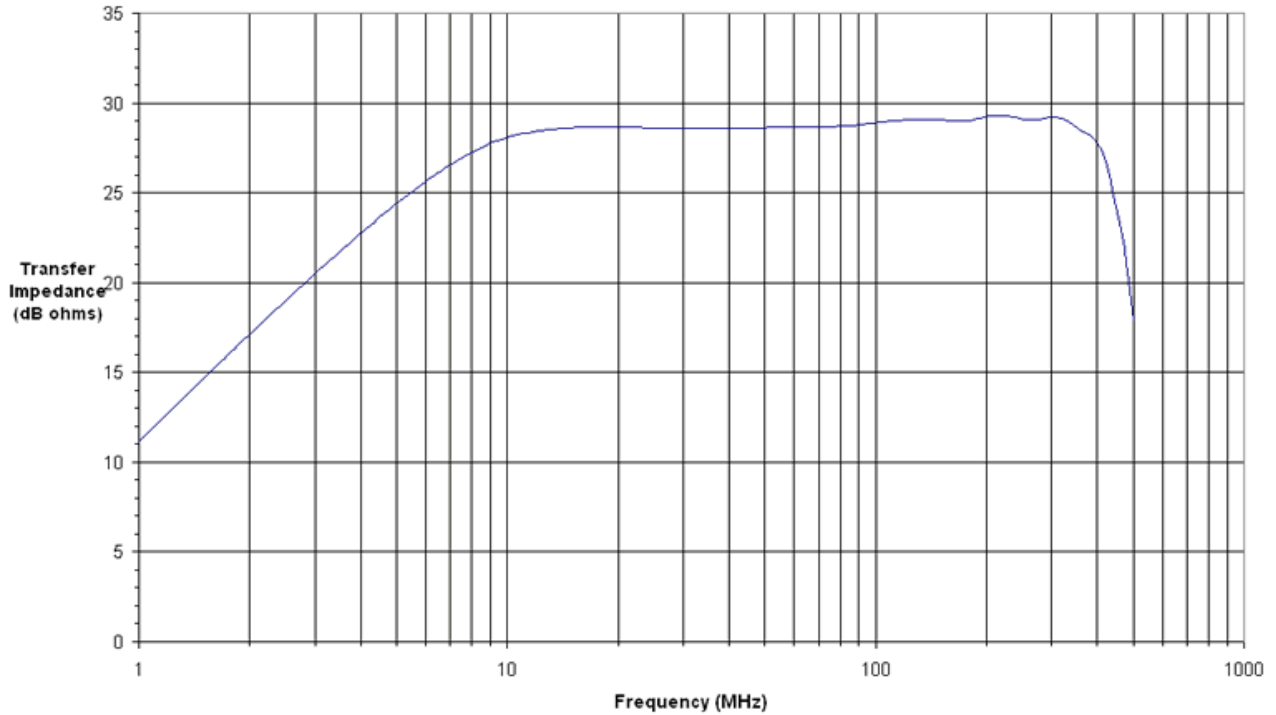
A.H. Systems, inc.
 9710 Cozycroft Ave.
 Chatsworth, CA 91311
 818.998.0223 fax 818.998.6892
 sales@AHSystems.com www.AHSystems.com



Calibration, Injection Current Probe
 Model Number: ICP-622

Transfer Impedance Conversion Formula:

$$\text{dB}\mu\text{A} = \text{dB}\mu\text{V} - \text{dB}\Omega + \text{cable loss}$$

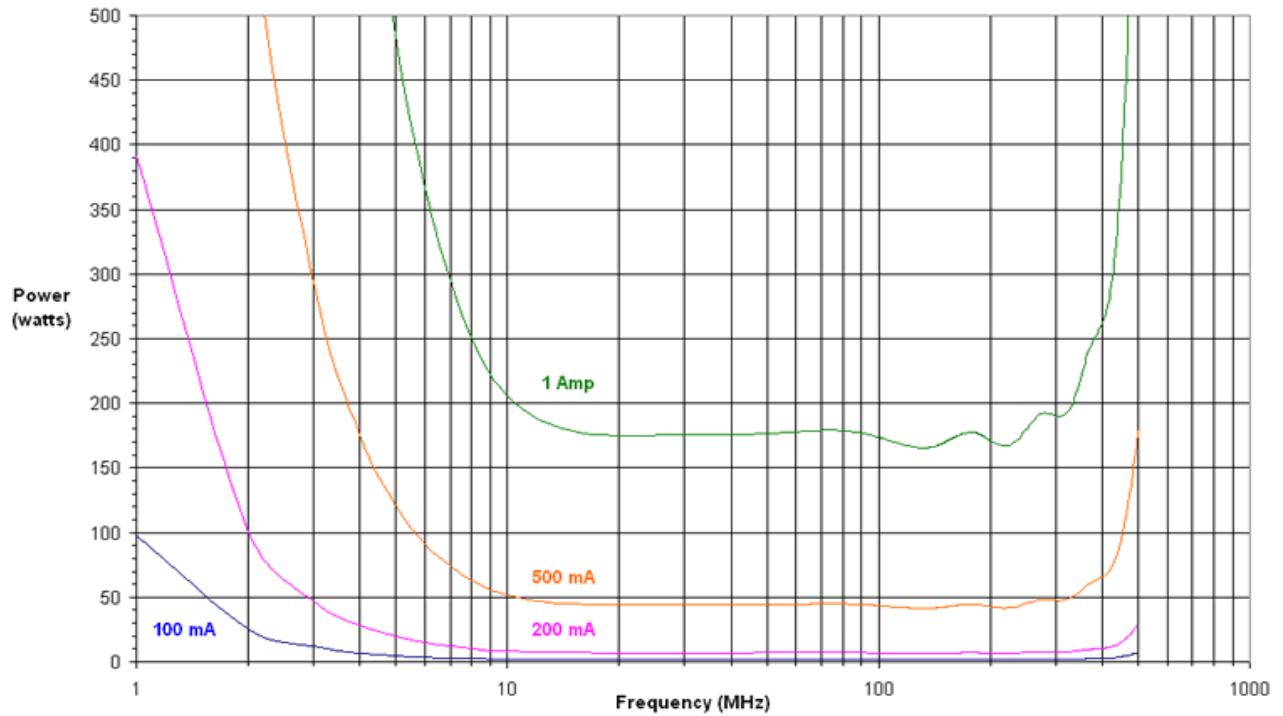




A.H. Systems, inc.
9710 Cozycroft Ave.
Chatsworth, CA 91311
818.998.0223 fax 818.998.6892
sales@AHSystems.com www.AHSystems.com



Model: ICP-622
Typical Forward Power
Required to Produce



A.H. Systems, inc.
9710 Cozycroft Ave.
Chatsworth, CA 91311
818.998.0223 fax 818.998.6892
sales@AHSystems.com www.AHSystems.com



Model: ICP-622
Typical Current Produced
from Transmitted Power

