



A.H. Systems, Inc.

9710 Cozycroft Ave.
Chatsworth, CA 91311



Tel: (818) 998-0223

Fax: (818) 998-6892



sales@AHSystems.com



www.AHSystems.com

SAS-586

Standard Gain Horn Antenna

12.4 GHz – 18 GHz

This Standard gain horn antenna has medium gain, low VSWR, and a constant antenna factor; excellent for both immunity and emissions testing.



Frequency Range: 12.4 GHz - 18 GHz

Antenna Factor: 38.9 dB/m

Gain: 14.9 dBi

Maximum Continuous
Power: 200 Watts

Max Radiated Field: 450 V/m

Beamwidth E-plane: 30°

Beamwidth H-plane: 29°

Impedance: 50 Ω

VSWR: 1.3:1 (1.6:1 max)

Connector: WR-62 to N-Type female adapter

Features

- Frequency Range of 12.4 GHz to 18 GHz
- Linearly Polarized High Gain, Low VSWR
- Individually Calibrated at 1 Meter Horizontal Polarity
- Attached Tripod Mount for Horizontal and Vertical Mounting
- Three year Warranty

The Standard Gain Horn Antennas are designed specifically for utilization in emissions and immunity testing over the frequency range of 1 to 40 GHz. Each antenna is linearly polarized and has medium gain, low VSWR, and a constant antenna factor. The Standard Gain Horn performance is very precise and predictable through design parameters. Comparisons of measured versus computed antenna factors and gain have been shown to be +/- .5 dB. Therefore, the antenna is considered to be a standard reference, similar to that of a resonant dipole below 1 GHz. The coax-to-waveguide adapter is the only power-limiting component on the antenna and can be removed if high fields are desired. Each Standard Gain Horn comes with a tripod mount that adapts to any tripod with 1/4-20 male threads. Horizontal and vertical polarization is obtained by rotating the antenna on the tripod.

Recommended Accessories

- ATU-514 (Antenna Tripod)
- AEH-510 (Azimuth and Elevation Head)
- SAC-18G-3 (3 Meter Low Loss Cable)



A.H. Systems, Inc.

9710 Cozycroft Ave.

Chatsworth, CA 91311



Tel: (818) 998-0223

Fax: (818) 998-6892



sales@AHSystems.com



www.AHSystems.com



A.H. Systems, inc.

9710 Cozycroft Ave.

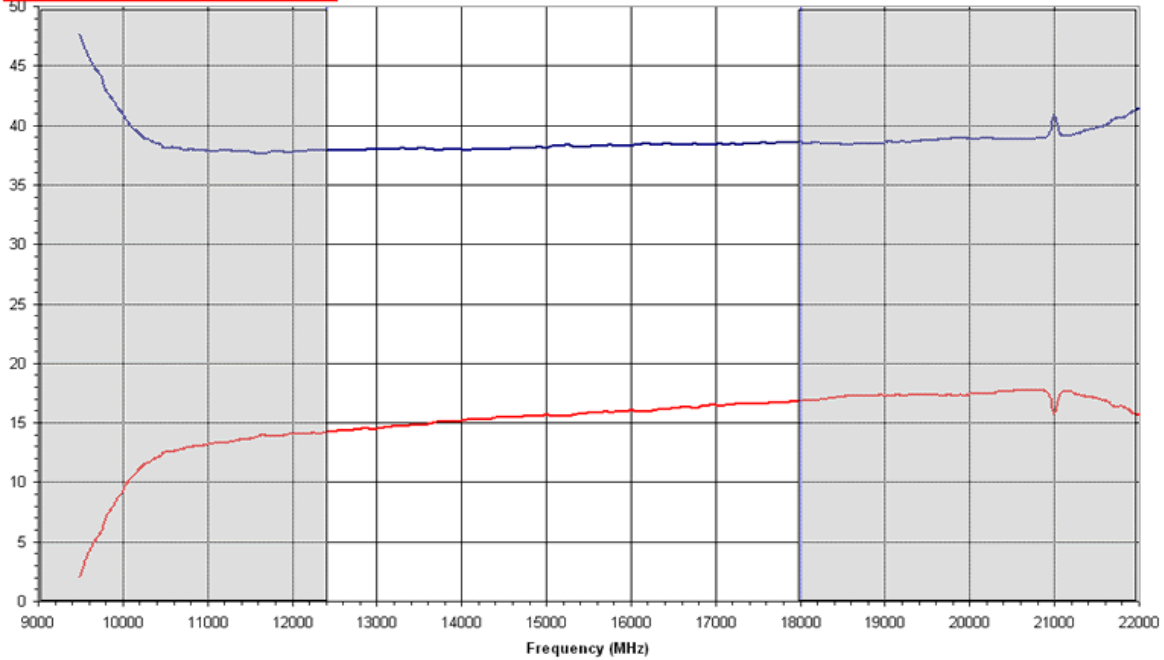
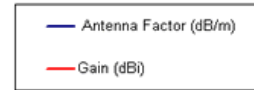
Chatsworth, CA 91311

818.998.0223 fax 818.998.6892

sales@AHSystems.com www.AHSystems.com



Antenna Data
1 Meter horizontal Polarity
Model: SAS-586



A.H. Systems, inc.

9710 Cozycroft Ave.

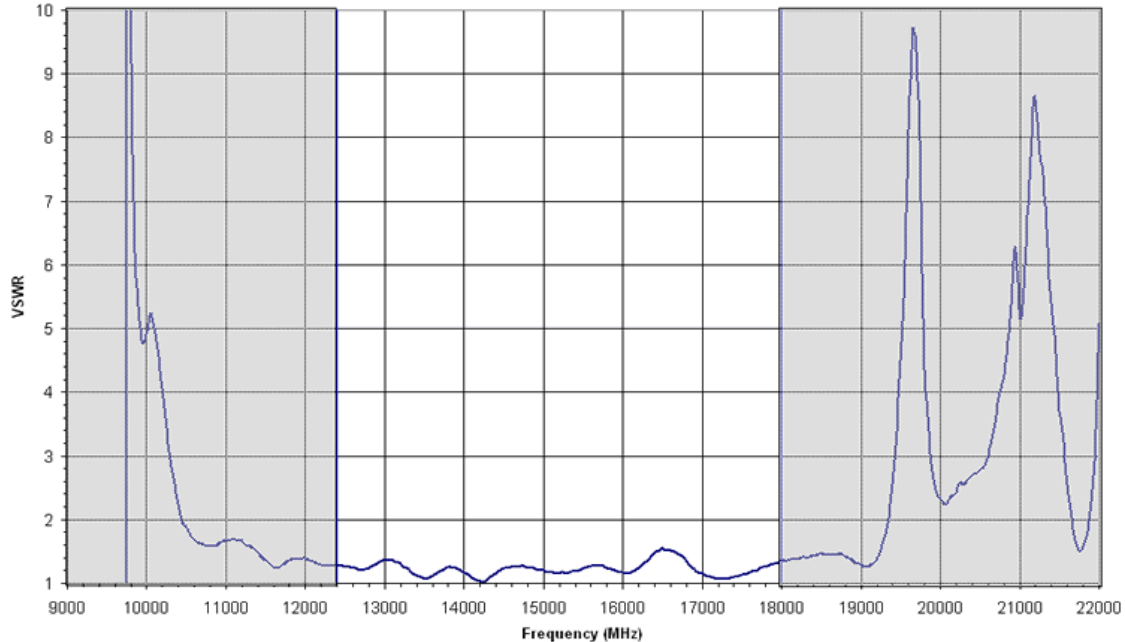
Chatsworth, CA 91311

818.998.0223 fax 818.998.6892

sales@AHSystems.com www.AHSystems.com



Antenna VSWR
Model: SAS-586





A.H. Systems, Inc.

9710 Cozycroft Ave.

Chatsworth, CA 91311



Tel: (818) 998-0223



sales@AHSystems.com

Fax: (818) 998-6892



www.AHSystems.com

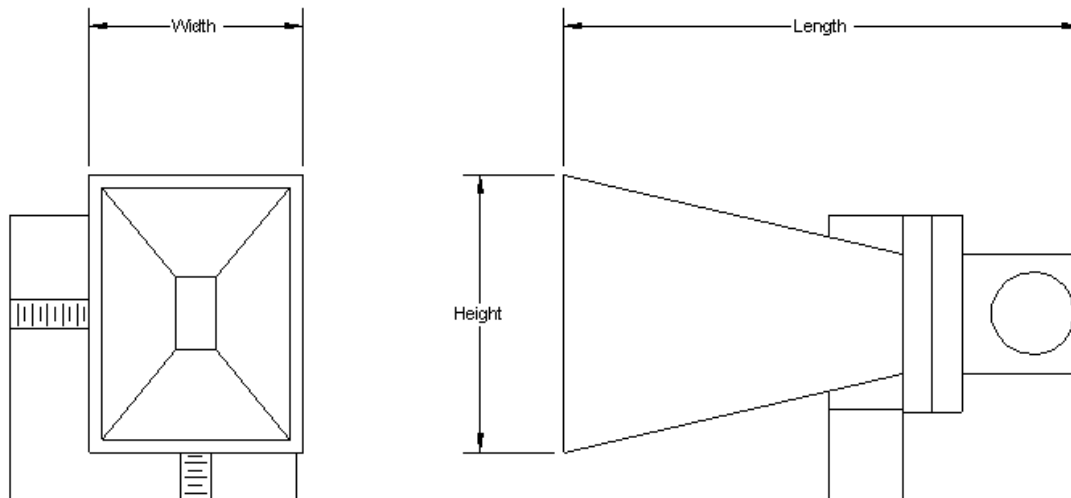


Figure 1 – SAS-586 (Horizontal Polarization)

Physical Dimensions:

Length: 4.0 in. (10.2 cm)

Width: 1.5 in. (3.81 cm)

Height: 1.9 in. (4.83 cm)

Weight: 0.2 lb.'s (0.09 kg)