



A.H. Systems, Inc.

9710 Cozycroft Ave.
Chatsworth, CA 91311



Tel: (818) 998-0223



sales@AHSystems.com

Fax: (818) 998-6892



www.AHSystems.com

SAS-581

Standard Gain Horn Antenna

1.70 GHz – 2.60 GHz

This Standard gain horn antenna has medium gain, low VSWR, and a constant antenna factor; excellent for both immunity and emissions testing.



Frequency Range: 1.70 GHz – 2.60 GHz

Antenna Factor: 22.1 dB/m

Gain: 14.5 dBi

Maximum Continuous Power: 500 Watts

Max Radiated Field: 650 V/m

Beamwidth E-plane: 28°

Beamwidth H-plane: 29°

Impedance: 50 Ω

VSWR: 1.3:1 (1.6:1 max)

Connector: WR-430 to N-Type female adapter

Features

- Frequency Range of 1.70 GHz to 2.60 GHz
- Linearly Polarized High Gain, Low VSWR
- Individually Calibrated at 1 and 3 Meter Horizontal Polarity
- Attached Tripod Mounts for Horizontal and Vertical Mounting
- Three year Warranty

The Standard Gain Horn Antennas are designed specifically for utilization in emissions and immunity testing over the frequency range of 1 to 40 GHz. Each antenna is linearly polarized and has medium gain, low VSWR, and a constant antenna factor. The Standard Gain Horn performance is very precise and predictable through design parameters. Comparisons of measured versus computed antenna factors and gain have been shown to be +/- .5 dB. Therefore, the antenna is considered to be a standard reference, similar to that of a resonant dipole below 1 GHz. The coax-to-waveguide adapter is the only power-limiting component on the antenna and can be removed if high fields are desired. Each Standard Gain Horn comes with a tripod mount that adapts to any tripod with 1/4-20 male threads. Horizontal and vertical polarization is obtained by rotating the antenna on the tripod.

Recommended Accessories

- ATU-510 (Antenna Tripod Unit, Wooden)
- AEH-510 (Azimuth and Elevation Head)
- SAC-18G-3 (3 Meter Low Loss Cable)



A.H. Systems, Inc.

9710 Cozycroft Ave.
Chatsworth, CA 91311

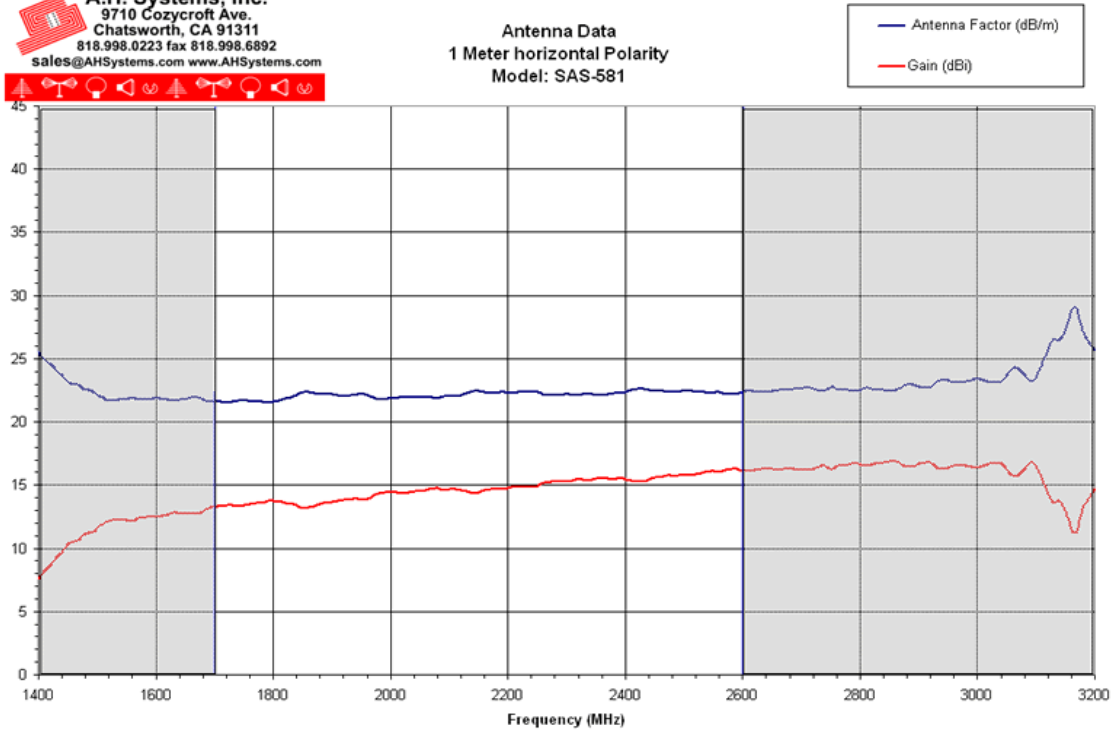


Tel: (818) 998-0223
Fax: (818) 998-6892

◆ sales@AHSystems.com
◆ www.AHSystems.com

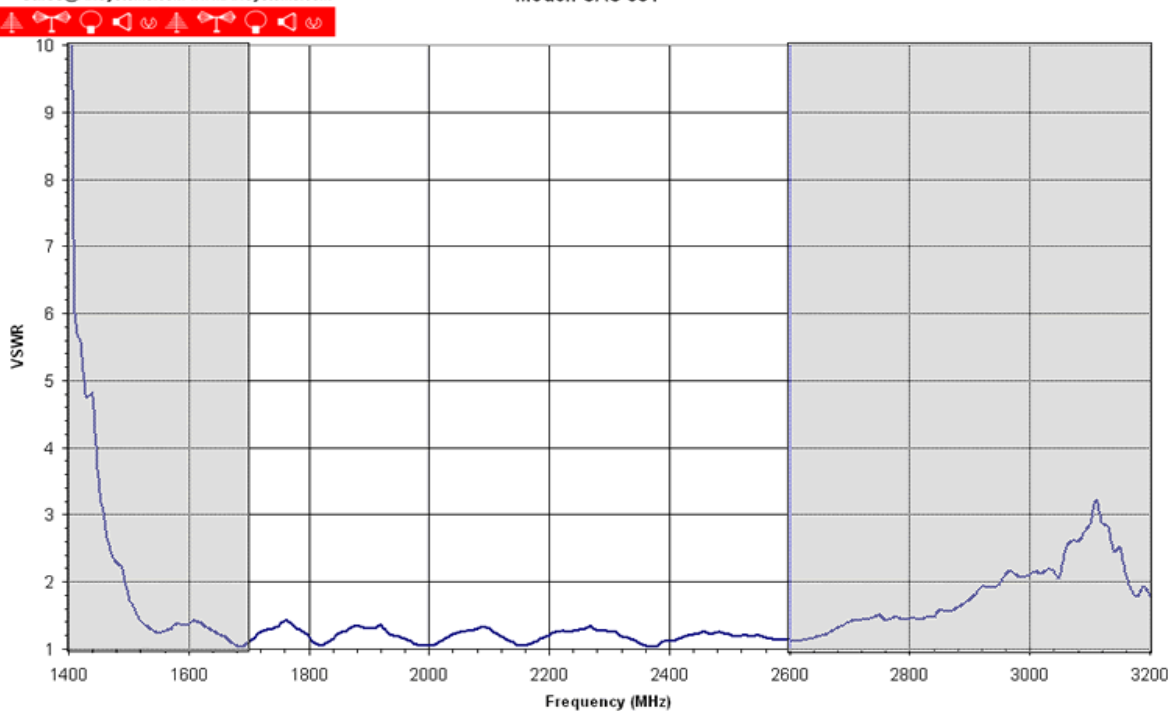
A.H. Systems, inc.
9710 Cozycroft Ave.
Chatsworth, CA 91311
818.998.0223 fax 818.998.6892
sales@AHSystems.com www.AHSystems.com

Antenna Data 1 Meter horizontal Polarity Model: SAS-581



A.H. Systems, inc.
9710 Cozycroft Ave.
Chatsworth, CA 91311
818.998.0223 fax 818.998.6892
sales@AHSystems.com www.AHSystems.com

Antenna VSWR Model: SAS-581





A.H. Systems, Inc.

9710 Cozycroft Ave.
Chatsworth, CA 91311



Tel: (818) 998-0223
Fax: (818) 998-6892

◆ sales@AHSystems.com
◆ www.AHSystems.com

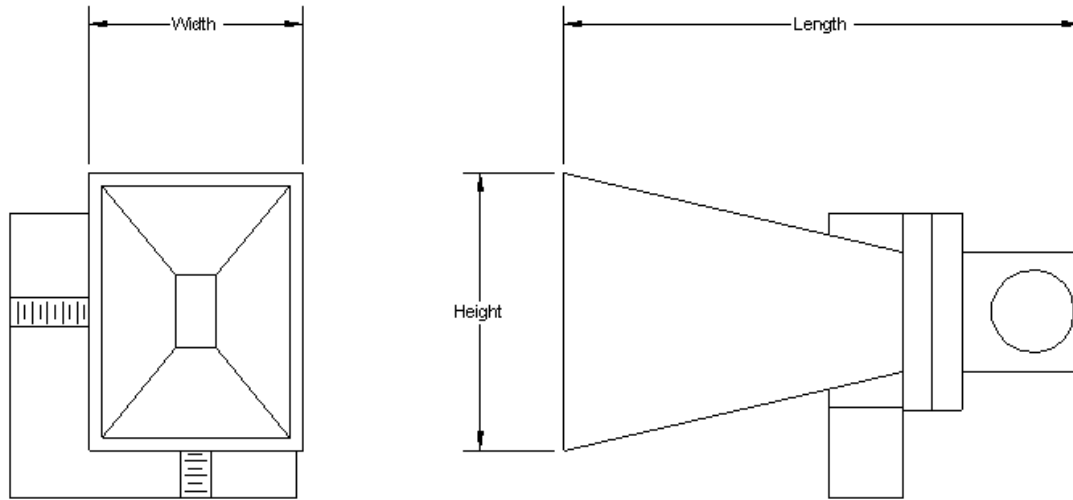


Figure 1 – SAS-581 (Horizontal Polarization)

Physical Dimensions:

Length: 27.0 in. (68.6 cm)
Width: 8.5 in. (21.6 cm)
Height: 11.8 in. (30 cm)
Weight: 10.5 lb.'s (4.76 kg)